








SCAVENGER HUNT AT THE FOXES LAIR ARBORETUM

This form is a guide for parents to help children complete the hunt and to discuss what they find.

I suggest opening this form and the [tree number key](#) on your smartphone or tablet so you can get more information in hyperlinks or from the search box on the [Foxes Lair website](#)

<p>A rock that you can climb</p> <p>Morning Tea Rock at picnic area</p>	<p>A tree cubby</p>	<p>A tree swing</p> <p>Tree next to cubby</p>
<p>3 big stones in a row</p> <p>Information bay</p>	<p>4 types of pine tree</p> <p>42 Rottnest Island pine</p> <p>48 Aleppo pine 68 Stone pine</p> <p>55 White Cypress pine</p> <p>94 Canary Island Pine</p> 	<p>Lots of examples of different textured leaves</p>
<p>A mistletoe.</p> <p><i>Narrow leaved mistletoe is on a wattle on the other side of the track from peg 189</i></p> <p><i>Broadleaved mistletoe on tree 186</i></p> <p>Mistletoe blog</p>	<p>A tree (single stem) lots</p>  <p>and</p>  <p>A mallee</p>	<p>Rifle range bank</p> 
<p>Nuts</p> 	<p>Bud Caps</p> 	<p>Rock cubby</p>  <p>Bark</p> <p>Trees or mallees with grey smooth spotty bark peg 31</p> <p>Black rough bark many</p> <p>Smooth with squiggles of loose bark on top (minni ritchi bark) peg 209</p> 

Hint: Tell kids to look on the ground under trees for fallen leaves, bud caps and nuts